



**Find Your Passion
With Pink**

 Revoria Press™

PC1120

[Product Guide](#)



Why Fujifilm?

Fujifilm believes that our collective future of print is based on dynamic collaboration. Therefore, you deserve a partner who understands where you have been, where you are currently, and where you want to go. Fujifilm's business is anchored to the traditions of our industry and the historical relationship we have with the print community. When we combine our history of innovation and our commitment to product development with our enthusiasm for our customers' success, together we can achieve any vision you have for your company.

The image shows the letters 'FUJIFILM' in a large, bold, 3D font. The letters have a grainy, textured appearance, similar to film grain or a coarse fabric. They are set against a dark, almost black background. The lighting creates highlights and shadows, giving the letters a three-dimensional effect. The letters are arranged in a single row, with 'FU' on the left and 'FILM' on the right.

History of Innovation

The Fujifilm difference is supported by 4 pillars of strength. Our long history and countless milestone achievements are proof of both our longevity and dedication to this amazing industry. Fujifilm grew up in this business and there is no substitute for the collective experiences we have had and the depth to our understanding of the business. Our portfolio truly spans the entire print industry and is purely the result of the other pillars. Our history of innovation drives a culture of progress.

Global Strength

The culture within Fujifilm is rooted in respect and innovation. The care with which we engage clients and investment in solutions has been critical to our ability to create advances in technology and infrastructure. Being devoted to traditional business processes allows us to align with traditional hierarchy while also being innovative and disruptive. Our approach is born from mutual respect for others and a willingness to drive change.

Local Partner

Fujifilm Graphic Communication Division (GCD) is full of passionate team members. While globally, Fujifilm invests in Research & Development at a frenetic pace (\$7 million dollars per day), locally, Graphics Communication Division (GCD) embraces a culture of relentless service & support. When it comes to innovation, we develop all our technology in house including printheads, inks, inkjet technology and image processing systems. And there is no better place to witness this than our remarkable Innovation Lab. Located in our North American Headquarters in Hanover Park, Illinois, just 30 minutes west of Chicago, the Fujifilm Graphics Innovation Hub (GIH) is here to showcase for you the newest innovations from Fujifilm's Graphic Communication Division. The GIH demonstrators have industry experience and are experts in the operation and use of our print equipment.

Broad Portfolio

The Fujifilm portfolio is broad and is the result of our history of innovation, our corporate reach, and our local connections. The breadth of our portfolio aims to fulfill every sector of the print market and continues to grow as our customer's needs grow. We aim to support the most progressive leaders, the maniacally detailed operators, the environmentally conscious, and the creatives that realize the impact that print can have on brand equity.



The best of inkjet & toner

Fujifilm is well known as a supplier of high quality pre-press and workflow solutions for commercial offset printing. But less well known is the fact that the company has been undergoing a radical transformation of its business. The result of this transformation is an industry-leading range of digital printing solutions.



inkjet



Fujifilm's Revoria and ApeosPro ranges of toner digital presses are built on a 60 year legacy of technological excellence in toner research, development and manufacturing within the company's Business Innovation division. Fujifilm is also the world's leading supplier of piezoelectric drop-on-demand inkjet printheads and ink, with it's industry leading Samba printbar at the heart of the J Press 750HS, and wide range of modular imprinting systems.

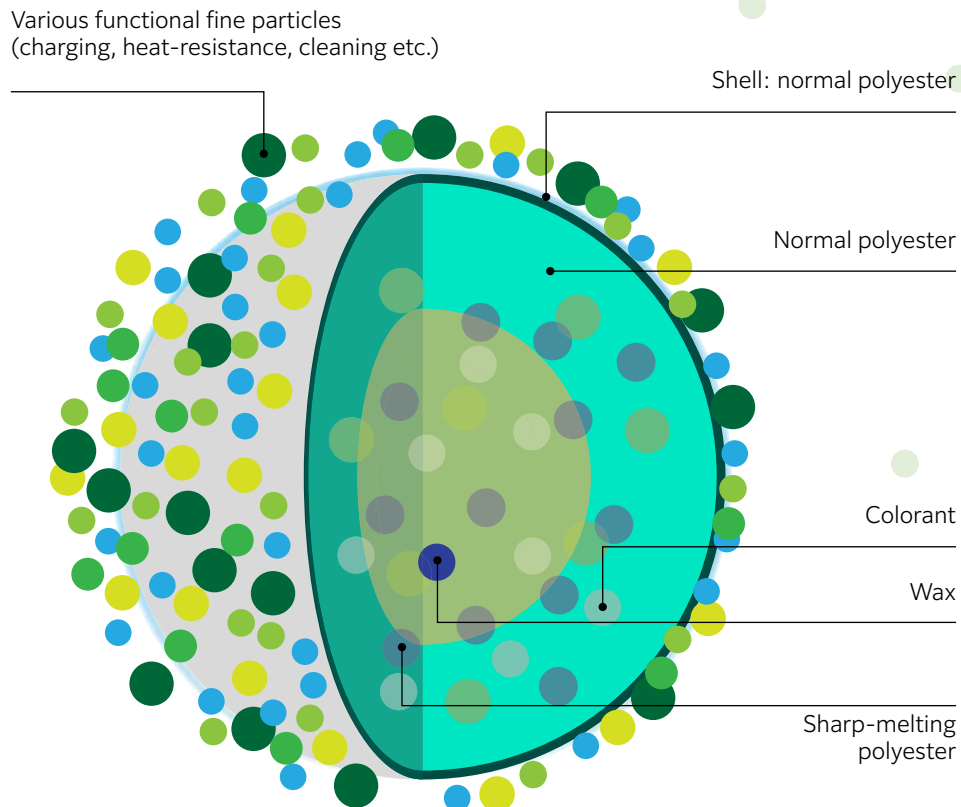
This technology platform puts Fujifilm in the position of being able to offer the best in toner and the best in inkjet for a wide range of commercial printing applications. With an ambitious plan to launch new digital solutions, complemented by a powerful new digital workflow, we encourage you to take a fresh look at Fujifilm to see how our digital solutions can make a difference to your business.

toner

Best-in-class toner technologies

Over the last 60 years, Fujifilm has developed world-leading expertise in toner-based technologies that are transforming printer performance. These include our EA-Eco toner and fusing systems, screening and smoothing algorithms, and systems for laser imaging and registration, finishing and post-processing.

We have also built a network of toner R&D and manufacturing centers in Japan and China. Originally a joint venture with Rank Xerox, this business became a wholly owned Fujifilm subsidiary in 2019, when Fujifilm acquired the final 25%, with the business now renamed as FUJIFILM Business Innovation Corporation.







Six stations, ten colors. Unlimited potential.

**Transform your business with the
award-winning Revoria PC1120 digital press.**

Discover unlimited creative potential with 10 colors, including gold, silver, white, pink & clear, easily configurable in six stations. With industry leading print quality, incredible media & finishing versatility, and the largest CMYK color gamut*, it's no surprise the Revoria PC1120 digital press is taking the market by storm.



BLI 2022 PRO Award Winner
for Outstanding High-Volume
CMYK+ Production Device.

*Key findings in the Revoria PC1120 digital press winning the Keypoint Intelligence BLI 2022 PRO Award.

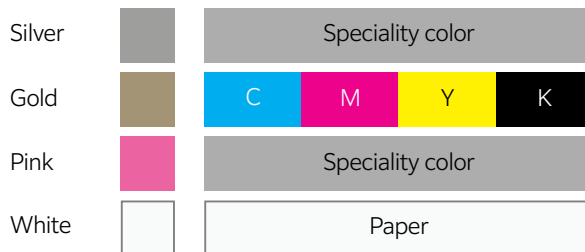


Unlimited creative potential

Fire your imagination


Imagine up to six color stations online at the same time with speciality toners that can include white, gold, silver, clear, pink, and textured finishes. Then add the possibility of printing one of each both before and after CMYK laydown for an infinite number of creative possibilities. The Revoria Press PC1120 is the only press that can offer such flexibility with the minimum of fuss and downtime. Other platforms require multiple passes through the press and swapping colors between stations to achieve the same output.

Underlay



Ultimate flexibility with special colors and finishes under or over the CMYK process, both online and printing in one pass.

Overlay



Precision toner for clarity and definition

Super EA-Eco toner* also has one of the smallest toner particle sizes in the world. This makes it possible to reproduce small characters and thin lines more sharply, render halftones and gradients with less graininess, and reproduce dot shapes more faithfully, delivering superior print quality.

*All toners except white are EA-Eco toners

Voice of Customer



What attracted me to the Revoria was its enhanced capabilities. Being able to provide, in a cost effective manner, a one single process passthrough to get metallic printing, a clear coat, a spot print with the clear, and other major enhancements. It was all the things I knew would give us the leg up on the competition."

Steve Bates
City Press

Applications & possibilities

Enhance your productivity,
create more value, deliver
business growth.

The Revoria Press PC1120 combines capability and simplicity to help you deliver a stunning range of creative print without the inconvenience of workarounds that you could experience with other presses. Combine multiple effects and enhancements on press to achieve more in a single pass.





Taller, wider, longer banner printing

A 1.2m print capability extends your ability to offer flags and banners, vertical calendars, book covers and wraps, packaging slip covers and more creative gatefold, z-fold and concertina fold pieces.



Highlights are a clear winner

Pick out names and headlines with clear, perfectly registered clear toner to add an extra dimension to personalized print. Creative use of a clear layer adds a touch of luxury when adding subtle patterns and backgrounds too.



Give photos an instant makeover with pink

Skin tones of any hue are smoother with noticeably reduced grain when you add pink toner to the mix. Fujifilm's AI expertise automatically gives perfect results every time. Pink increases the gamut in purple, orange and yellow shades.



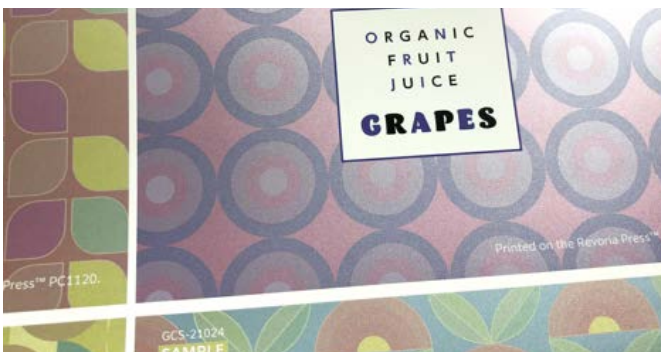
Be brilliant with high opacity white

The Revoria Press PC1120's ability to print high opacity white is essential for window clings, labels and stickers on transparent media and opens up a world of possibilities on darker paper and board.



Image enhancement

Photo gifts and photobooks benefit from Fujifilm's image enhancement, making life easier for the operator with no requirement for photographic skills.



Silver and gold add to the mix

Metallic toners are not limited to highlights alone. Mix silver and gold with other Ws for unlimited combinations and a multitude of new colors.



Silver and gold with CMYK

Silver and gold can also be combined with CMYK to create a whole new palette.

** Comparative image depictions in these materials are simulated and provided as a general reference only. Actual differences with the referenced FUJIFILM Revoria Press PC1120 product may vary, based on conditions of use. Actual print samples available for direct comparison upon request.

Revoria Flow


Fujifilm's Revoria Flow PC21 is the 11th generation of Fujifilm's Digital Front End (DFE) combining workflow functionality and Fujifilm's advanced imaging know how in one all-inclusive package.

Unique Artificial Intelligence (AI) based photo quality optimization

Revoria Flow PC21 allows you to automatically improve and optimize supplied images. The optimization process uses AI built from Fujifilm's many years of photography and imaging knowledge to identify and adjust specific scenes automatically. Even poor quality images that are too dark, too bright, backlit, or with poor skin or sky colors, can be automatically corrected and printed beautifully.



** Comparative image depictions in these materials are simulated and provided as a general reference only. Actual differences with the referenced FUJIFILM Revoria Press PC1120 product may vary, based on conditions of use. Actual print samples available for direct comparison upon request.



Speciality Color Quick Viewer

Fujifilm's Speciality Color Quick Viewer (SCQV) allows the user to preview the effect of special colors as well as different substrates (embossed paper etc.) before printing.



By changing the angle, the glossy appearance of an image produced with Clear toner can be viewed



Paper Characteristics can also be previewed to check the effect, for instance, with embossed stocks

New Pink ICC Profile for improved GB data reproduction

Revoria Flow PC21 includes an enhanced ICC Profile which together with Pink toner improves the reproduction of data designed in RGB, allowing designers to achieve their desired results easier, without applying separation in Adobe Photoshop. In addition, with Color Profile Maker for Display (CPMD) a display ICC profile can be created which corrects the colors displayed on a monitor to match the printed output.



Adobe RGB Data Printed with CMYK only
The orange tints appear dull



CMYK+Pink
The orange is more vivid

** Comparative image depictions in these materials are simulated and provided as a general reference only. Actual differences with the referenced FUJIFILM Revoria Press PC1120 product may vary, based on conditions of use. Actual print samples available for direct comparison upon request.

XMF PressReady

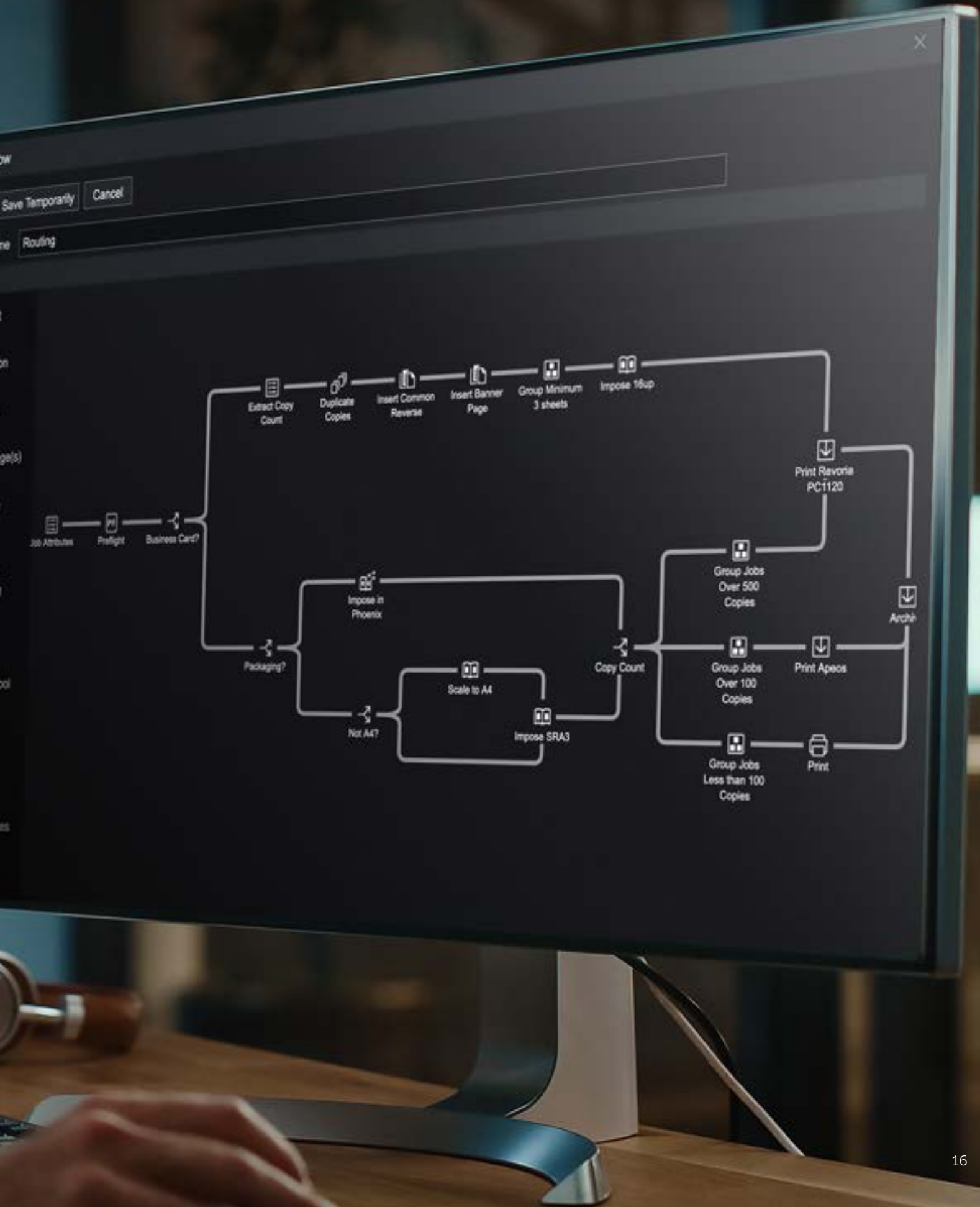
Advanced digital workflow

Fujifilm's XMF PressReady is a revolutionary digital print production workflow system to receive, pre-flight, impose, gang, sort and deliver "Press Ready" jobs to digital presses using automated production flows. It allows print service providers to automate ordinary and repetitive tasks, allowing press operators to focus on more important aspects of the production process.

Conditional automation

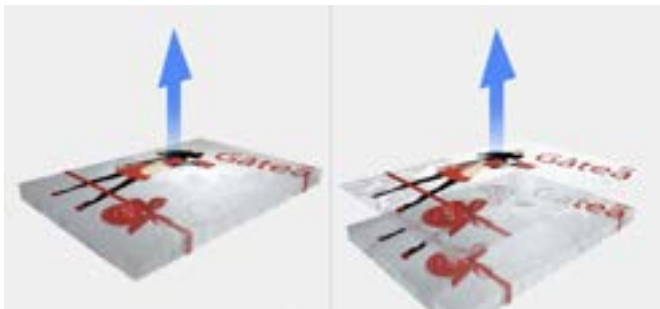
Able to integrate seamlessly into a range of established workflow environments, XMF PressReady offers multiple workflows that can be configured to make production decisions based on size, quantity, media, and page count. XMF PressReady eliminates the need for manual intervention, saving valuable time and reducing the possibility of operator error.





Flexibility for whatever job comes next

The Revoria PC1120 can be configured with an extensive and unique combination of feeding, folding, trimming and booklet making options.



Static eliminator: OFF


Static eliminator: ON

New Static Eliminator module keeps synthetic media moving

Adding white to the Revoria Press PC1120 opens up the potential to print on films for stickers, labels, window graphics and very light stocks. Without the efficient removal of static build up after the fusing process, synthetic sheets can stick together, making them difficult to handle. The new Static Eliminator module makes finishing easier and more reliable, using a two stage process that can be adjusted precisely to suit the media, including some papers, that would otherwise be hard to process.

New Air Suction Feeder handles banners too

Accurate and reliable paper feeding of a range of paper types and even difficult substrates is a must for an efficient print on demand environment. The Revoria Press PC1120 Air Suction Feeder is an offset-like feeding mechanism that adds a new level of control for light weight to heavy weight paper, small or large, even banner sized sheets. The shuttle head transport draws up the paper and separates sheets that would normally be prone to sticking.



Side blower: air is blown from both sides to separate the paper

Revoria PC1120 Full Configuration



Full Configuration: W 411.9 x D 43.5 x H 70.3 in.

Feeding options



Air Suction Feeder C1-DS*2

- Air suction
- Multi-feed detection

2100 sheets x 2 trays + 250 sheets
Maximum SRA3, 13 x 19.2 in.



Chained Air Suction Feeder C1-DS-L*2 + Chained Air Suction Feeder C1-DS-R

- Air suction
- Multi-feed detection

2100 sheets x 2 trays + 250 sheets
Maximum SRA3, 13 x 19.2 in.



Air Suction Feeder C1-DSXL*2 + Banner Unit for Air Suction Feeder C1-DSXL

- Air suction
- Multi-feed detection
- Long sheets feeding

800 sheets + 2100 sheets + 250 sheets
Maximum 13 x 47 in. (Upper tray)



Chained Air Suction Feeder C1-DSXL-L*2 + Chained Air Suction Feeder C1-DS-R + Banner Unit for Air Suction Feeder C1-DSXL

- Air suction
- Multi-feed detection
- Long sheets feeding

800 sheets + 2100 sheets x 3 trays + 250 sheets
Maximum 13 x 47 in. (Upper tray)

*1: Multi Sheet Inserter or Multi Sheet Inserter for Banner Print is required

*2: Multi Sheet Inserter for Banner Print is equipped as standard

*3: Optional

*All values are targets and subject to change without notice. The name FUJIFILM and the FUJIFILM logo are trademarks of FUJIFILM Corporation. All other trademarks shown are trademarks of the owners. All rights reserved.



Output options

1 Interface Decurler Module D1

- Real-time paper curl correction

2 Inserter D1

- Cover / sheet insertion

3 Static Eliminator D1

- Eliminate static electricity

4 High Capacity Stacker A1

- 5000-sheet offset-stacking
- Single and dual combinations
- Stacker cart
- Long sheets output

5 Crease/Two-sided Trimmer D2

- Two-sided trim
- Crease

6 Folder Unit CD2

- Z fold half sheet
- Tri-fold

7 Finisher D6

- Sort / Stack
- Stapling
- Hole punch*3
- Long sheets output

Finisher D6 with Booklet Maker

- Sort / Stack
- Stapling
- Hole punch*3
- Single fold
- Saddle staple
- Long sheets output

8 Square Back Fold Trimmer D1

- Face trim
- Square back

Offset Catch Tray

Offset stack



Long Catch Tray

Long sheets stacking




Key specifications

Productivity	120 ppm even when printing in six colors
Colors	Four color CMYK plus two optional color stations
Resolution	2400 x 2400 dpi
Media handling	From 52 gsm lightweight to 400 gsm heavyweight board Minimum size 3.9 x 5.8 in. Maximum size 13 x 47 in.
Print Servers	Revoria Flow PC21



Find more information at:
print-us.fujifilm.com



FUJIFILM Graphic Communication Division



@FujifilmGCD



@FujifilmGCD