



Balancing High Quality & Versatility

 Revoria Press™

SC180
SC170



Product Guide

Why Fujifilm?

Fujifilm believes that our collective future of print is based on dynamic collaboration. Therefore, you deserve a partner who understands where you have been, where you are currently, and where you want to go. Fujifilm's business is anchored to the traditions of our industry and the historical relationship we have with the print community. When we combine our history of innovation and our commitment to product development with our enthusiasm for our customers' success, together we can achieve any vision you have for your company.

The image shows the letters 'FUU' in a large, bold, sans-serif font. The letters have a grainy, textured appearance, similar to a halftone or a high-resolution print texture. They are set against a dark background. The 'F' is on the left, followed by two 'U's. The letters are slightly shadowed, giving them a three-dimensional feel.

History of Innovation

The Fujifilm difference is supported by 4 pillars of strength. Our long history and countless milestone achievements are proof of both our longevity and dedication to this amazing industry. Fujifilm grew up in this business and there is no substitute for the collective experiences we have had and the depth to our understanding of the business. Our portfolio truly spans the entire print industry and is purely the result of the other pillars. Our history of innovation drives a culture of progress.

Global Strength

The culture within Fujifilm is rooted in respect and innovation. The care with which we engage clients and investment in solutions has been critical to our ability to create advances in technology and infrastructure. Being devoted to traditional business processes allows us to align with traditional hierarchy while also being innovative and disruptive. Our approach is born from mutual respect for others and a willingness to drive change.

Local Partner

Fujifilm Graphic Communication Division (GCD) is full of passionate team members. While globally, Fujifilm invests in Research & Development at a frenetic pace (\$7 million dollars per day), locally, Graphics Communication Division (GCD) embraces a culture of relentless service & support. When it comes to innovation, we develop all our technology in house including printheads, inks, inkjet technology and image processing systems. And there is no better place to witness this than our remarkable Innovation Lab. Located in our North American Headquarters in Hanover Park, Illinois, just 30 minutes west of Chicago, the Fujifilm Graphics Innovation Hub (GIH) is here to showcase for you the newest innovations from Fujifilm's Graphic Communication Division. The GIH demonstrators have industry experience and are experts in the operation and use of our print equipment.

Broad Portfolio

The Fujifilm portfolio is broad and is the result of our history of innovation, our corporate reach, and our local connections. The breadth of our portfolio aims to fulfill every sector of the print market and continues to grow as our customer's needs grow. We aim to support the most progressive leaders, the maniacally detailed operators, the environmentally conscious, and the creatives that realize the impact that print can have on brand equity.



The best of inkjet & toner

Fujifilm is well known as a supplier of high quality pre-press and workflow solutions for commercial offset printing. But less well known is the fact that the company has been undergoing a radical transformation of its business. The result of this transformation is an industry-leading range of digital printing solutions.



inkjet



Fujifilm's Revoria and ApeosPro ranges of toner digital presses are built on a 60 year legacy of technological excellence in toner research, development and manufacturing within the company's Business Innovation division. Fujifilm is also the world's leading supplier of piezoelectric drop-on-demand inkjet printheads and ink, with it's industry leading Samba printbar at the heart of the J Press 750HS, and wide range of modular imprinting systems.

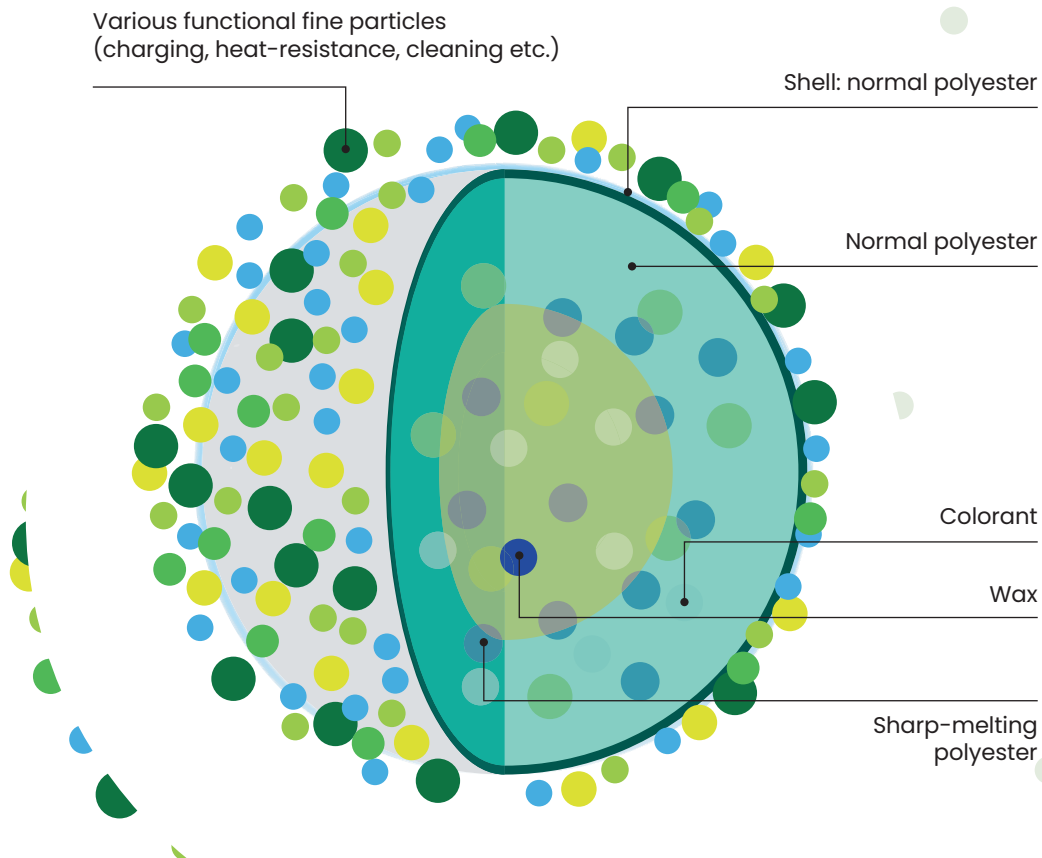
This technology platform puts Fujifilm in the position of being able to offer the best in toner and the best in inkjet for a wide range of commercial printing applications. With an ambitious plan to launch new digital solutions, complemented by a powerful new digital workflow, we encourage you to take a fresh look at Fujifilm to see how our digital solutions can make a difference to your business.

toner

Best-in-class toner technologies

Over the last 60 years, Fujifilm has developed world-leading expertise in toner-based technologies that are transforming printer performance. These include our EA-Eco toner and fusing systems, screening and smoothing algorithms, and systems for laser imaging and registration, finishing and post-processing.

We have also built a network of toner R&D and manufacturing centers in Japan and China. Originally a joint venture with Rank Xerox, this business became a wholly owned Fujifilm subsidiary in 2019, when Fujifilm acquired the final 25%, with the business now renamed as FUJIFILM Business Innovation Corporation.





Media handling versatility, one compact body

Revoria SC180 / SC170

Revoria Press SC180 / SC170 is an advanced production printer that comes in a compact size with full office functionality & quality prints various document types in high-resolution with precision. In addition to its attractive finishing features, the printer is also able to handle long paper and heavyweight paper.





Limitless productivity & versatility




- 1. Full Bleed Trim
- 2. Heavyweight (400 gsm)
- 3. Envelope 2 Sided
- 4. Long paper (864 mm)
- 5. Postcard
- 6. Ticket
- 7. Business Card
- 8. Long Paper (1,200 mm)

Note: Samples in this catalog include those that require separate finishing.

Air suction feeder with high media handling capabilities

Each sheet is picked up and delivered securely by the shuttle head with air suction, improving paper feeding performance for low quality, textured and coated media.

Note: Optional configuration.



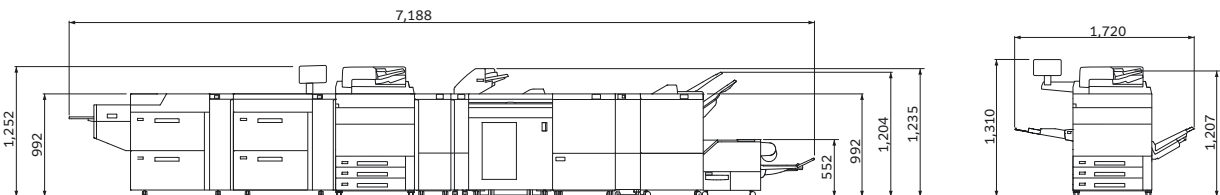
Handles various media weight from 52 gsm to 400 gsm

Everything from thin folded flyers to thick business cards can be printed. Additionally, not only can it handle heavyweight long papers up to 350 gsm* but the efficiency in media handling and versatile printing are able to meet a wide range of customer requirements.

*For one-sided printing of long paper of up to 330 x 660 mm from the optional Air Suction Feeder C1-DSXL or Chained Air Suction Feeder C1-DSXL-L. The supported paper weight differs depending on the feeder and paper length.

Dimensions

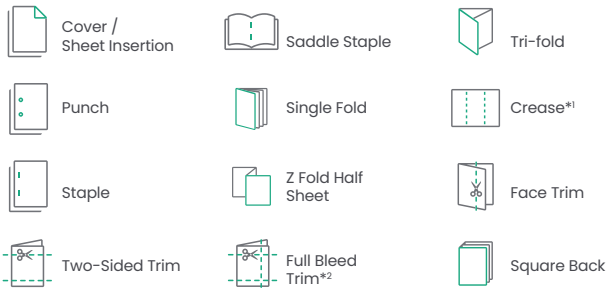
(Unit: mm)



Wide variety of finishing options

Easily complete jobs from print to finish with automated features of the Revoria Press SC180 / SC170 and its wide variety of finishing options, including A3 Cover Sheet Insertion, Punch, Staple, Saddle Staple, Single Fold, Z Fold Half Sheet / Tri-Fold, Crease, Face Trim, Full Bleed Trim, and Square Back.

Finishing Applications:



*1: Up to 5 creases are possible for mountain fold and valley fold.

*2: Full Bleed Trim is performed for Two-Sided Trim and Face Trim.

Note: Optional configuration.

Supports long paper of maximum 1,200 mm

From 98 x 148 mm to 330 x 488 mm, the printer supports a wide range of paper sizes. Equipped for all configurations, the Multi Sheet Inserter for Banner Print can also print on long paper (330 x 660 mm) with the options of one-sided printing on long paper (330 x 1,200 mm) and duplex automatic printing on long paper (330 x 864 mm) that open up new applications and business opportunities.

Supported sizes:



330 x 1,200 mm

Maximum speed of 80 ppm*1 and high productivity on mixed media jobs

Achieve high utilization rate with the high-performance print engine producing up to 80 ppm.*1. Print mixed jobs*2 of coated and uncoated paper with minimum downtime along with image quality adjustment optimized when changing paper. Long paper of 330 x 1,200 mm can also be printed at 12 ppm with the Air Suction Feeder.

*1: For Revoria Press SC180. 70 ppm for Revoria Press SC170. 51 to 220 gsm, A4.

*2: When same paper size and speed priority mode is selected.

Selectable print server Fiery SC11 & Fiery SC12C

Fiery® SC11 and Fiery SC12C are available as print server choices.

For complete details, please see the Fiery server datasheets.



Fiery SC11



Fiery SC12C



Revoria Press SC180 / SC170

High image quality, automatic processing technology & reliable system that maximizes uptime.

2,400 dpi high quality resolution

The VCSEL-ROS provides 2,400 dpi print resolution while the energy-efficient EA-Eco toner* achieves synergistic effect with toner volume control based on coated/uncoated paper to deliver high-quality images comparable to offset printing.

*: Emulsion Aggregation-Eco Toner.

SIQA* saves time with streamlined adjustment

SIQA will calibrate the adjustment values automatically suitable for image-to-media alignment, density uniformity adjustment and image transfer adjustment. This saves operators time and improves utilization rate by eliminating the need to manually print and measure every job.

*: Simple Image Quality Adjustment.

Superior functions support a wide variety of office operations

The Revoria Press SC180 / SC170 offer the quality and reliability of production printers, along with the convenience of print, copy, and scan features found on multifunction printers. This makes them an excellent choice for daily business use, as many of the same functions found on multifunction printers are also available on these machines. Plus, operating of these machines is simple and straightforward, regardless of the task at hand.

Supports various print output

You can print office documents directly from your Windows PC without accessing the print server. After a job has been sent to the printer, you can choose private print* with authentication.

*: Operation in Authentication Mode is required.

Wide variety of copy functions

- Mixed Size Copy
- Multiple-Up
- Add Cover
- Poster
- Booklet
- Repeat Image

You can copy a specific number of the original image repeatedly on one sheet of paper.

Supports various file formats & processing

You can convert and save scanned data into TIFF, JPEG, PDF and attach in emails. There are also options to compress data or password protect it.

Links up with remote authentication server

The authentication function prevents unauthorized access while also calculating how much each user has used it from the Job History. Without needing to configure for each printer, you can efficiently manage the authentication settings.



Supported Technologies

1

Automatic Document Feeder

Single Pass DADF achieves speedy copy and scan. Exerts productivity of 80 ppm for copy, 135 ppm (1 sided) for scan, and 270 ppm for 1 pass 2 sided scanning.

2

VCSEL-ROS / EA-Eco toner*

The VCSEL-ROS provides 2,400 dpi print resolution while the energy-efficient EA-Eco toner* achieves synergistic effect with toner volume control based on coated/uncoated paper to deliver high-quality images comparable to offset printing.

*: Emulsion Aggregation-Eco Toner.

3

Real Time Curl Correction

Adjust the amount of curl in printouts by installing the optional Interface Decurler Module D1

4

Air Suction Mechanism / Multifeed Detection Device

The Air Suction Feeder* is installed with our proprietary air suction mechanism to stabilize various paper for high speed feed.

The Multifeed Detection Device detects multiple feeding and ensures documents are printed accurately.

*: Optional.

5


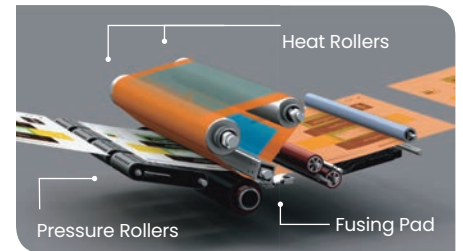
Built-in Twin Decurler

This machine corrects paper curl, which can negatively affect stable transfer. The amount of correction can be adjusted to match the size and orientation of any type of paper curl.

6

Compact Belt Roll Fuser

The compact belt roll fuser provides the uniform heat and pressure needed to fuse images onto a wide variety of paper stocks including heavyweight.



Various options according to needs

Feeding options (Max 10,300 sheets)*



High Capacity Feeder BI-S
 + Multi Sheet Inserter for Banner Print
 • Air assist • Multi-feed detection
 2,000 sheets x 1 tray + 250 sheets
 Maximum A3, 330 x 488 mm



High Capacity Feeder C3-DS
 + Multi Sheet Inserter*¹
 • Air assist • Multi-feed detection
 2,000 sheets x 2 trays + 250 sheets
 Maximum A3, 330 x 488 mm



Air Suction Feeder C1-DS
 • Air suction
 • Multi-feed detection
 2,100 sheets x 2 trays + 250 sheets
 Maximum A3, 330 x 488 mm



Air Suction Feeder C1-DSXL*¹
 + Banner Unit for Air Suction Feeder C1-DSXL
 • Air suction • Multi-feed detection
 • 1,200 mm Long Paper*²
 800 sheets + 2,100 sheets + 250 sheets
 Maximum A3, 330 x 1200 mm (Upper tray)



High Capacity Feeder BI*³
 • A4 Size
 2,000 sheets x 1 tray
 Maximum A4



2nd High Capacity Feeder C1-DS
 + High Capacity Feeder C3-DS
 + Multi Sheet Inserter for Banner Print
 • Air assist • Multi-feed detection
 2,000 sheets x 2 trays x 2 units + 250 sheets
 Maximum A3, 330 x 488 mm



Chained Air Suction Feeder C1-DS-L
 + Chained Air Suction Feeder C1-DS-R
 • Air suction • Multi-feed detection
 2,100 sheets x 2 trays + 250 sheets
 Maximum A3, 330 x 1,200 mm



Chained Air Suction Feeder C1-DSXL-L*¹
 + Chained Air Suction Feeder C1-DS-R
 + Banner Unit for Air Suction Feeder C1-DSXL
 • Air suction • Multi-feed detection
 • 1,200 mm Long Paper*²
 800 sheets + 2,100 sheets x 2 trays + 250 sheets
 Maximum A3, 330 x 1,200 mm (Upper tray)

Finishing options

- | | |
|--|--|
| <p>1 Crease/Two-sided Trimmer D2*⁷ Two-sided trim Crease</p> <p>2 Interface Decurler Module D1 Real-time paper curl correction</p> <p>3 Inserter D1 Cover/sheet insertion</p> <p>4 High Capacity Stacker A1 5000-sheet offset-stacking Stacker cart Long Paper Stacking*¹</p> <p>5 Folder Unit CD2 Z fold half sheet/Tri-fold</p> | <p>6 Finisher D6 with Booklet Maker 100-sheet stapling with auto staple cutting Hole punch*¹ Saddle staple/Single fold*² Long Paper Stacking*¹</p> <p>7 Square Back Fold Trimmer D1 Face trim Square back</p> <p>8 Simple Catch Tray</p> <p>9 Offset Catch Tray</p> |
|--|--|

Note: For options and trays that can hold long paper output, please check "Functions & Specifications".
 *¹: Optional. *²: For Finisher D6 with Booklet Maker.

Print Servers



Fiery SC11



Fiery SC12C

*: Main unit + Chained Air Suction Feeder C1-DS-L + Chained Air Suction Feeder C1-DS-R.

*¹: Long paper feeding is possible only at the upper tray.

*²: During 1 sided printing. Up to 330 x 864 mm during Duplex Automatic Print.

*³: Optional Multi Sheet Inserter for Banner Print is required separately. It is connected to printer directly.

Technical specifications

| Basic Specifications / Print Function | | | |
|---------------------------------------|--------------------------------------|---|--|
| Model | Revoria Press SC180 | | Revoria Press SC170 |
| Type | Console | | |
| Color Capability | Full Color | | |
| Printing Resolution | 2,400 x 2,400 dpi | | |
| Continuous Print Speed*1 | A4 | 80 ppm | 70 ppm |
| | A3 | 44 ppm | 40 ppm |
| Paper Size**2*3 | Tray 1, 2, 3 | Standard size: Max A3, 11 x 17", Min A5 Custom size: 98 x 148 mm to 330 x 1,200 mm | |
| | Bypass Tray (Tray 5) | Standard size: Max A3, 11 x 17", Min A6 Custom size: 98 x 148 mm to 330 x 1,200 mm*4 | |
| Paper Weight | Tray 1, 2, 3 | 64 to 256 gsm | |
| | Bypass Tray (Tray 5) | 52 to 300 gsm*5 | |
| Paper Tray Capacity*6 | Standard | 550 sheets x 3-tray | |
| | Optional | <ul style="list-style-type: none"> Multi Sheet Inserter for Banner Print: 250 sheets High Capacity Feeder BI + Multi Sheet Inserter for Banner Print: 2,000 sheets x 1-tray + 250 sheets High Capacity Feeder BI-S + Multi Sheet Inserter for Banner Print: 2,000 sheets x 1-tray + 250 sheets High Capacity Feeder C3-DS + Multi Sheet Inserter for Banner Print: 2,000 sheets x 2-tray + 250 sheets 2nd High Capacity Feeder CI-DS + High Capacity Feeder C3-DS+ Multi Sheet Inserter for Banner Print: 2,000 sheets x 2-tray x 2-connection + 250 sheets Air Suction Feeder CI-DS*7: 2,100 sheets x 2-tray + 250 sheets Air Suction Feeder CI-DSXL*7 + Banner Unit for Air Suction Feeder CI-DSXL: 800 sheets*8 + 2,100 sheets + 250 sheets Chained Air Suction Feeder CI-DS*7-R + Chained Air Suction Feeder CI-DS-L: 2,100 sheets x 2-tray x 2-connection + 250 sheets Chained Air Suction Feeder CI-DS-R + Chained Air Suction Feeder CI-DSXL*7-L + Banner Unit for Air Suction Feeder CI-DSXL: 2,100 sheets x 2-tray + 800 sheets*8 + 2,100 sheets + 250 sheets | |
| | | Max | 10,300 sheets (Standard + Chained Air Suction Feeder CI-DS-R + Chained Air Suction Feeder CI-DS-L) |
| Output Tray Capacity**6*9 | 500 sheets (A3) | | |
| Power Supply | AC208-240 V -10%/+6%, 16 A, 50/60 Hz | | |
| Maximum Power Consumption | 4.224 kW | | |
| Dimensions | W 1,159 x D 831 x H 1,310 mm | | |
| Weight*10 | 302 kg | | |

*1: When continuously printing a single document. 52 to 220 gsm, uncoated paper. Print speed may be reduced depending on conditions of output data, on whether auto image quality adjustment is performed, on whether the job includes a mixture of paper sizes and types, and other reasons. *2: Image loss width: Lead edge 4.0 mm, Trail edge 2.0 mm, Front 2.0 mm, Rear 2.0 mm. *3: Multi-model Print Driver 2 and the model-specified print driver, allowing you to print directly without using a print server, are also available. When using Multi-model Print Driver 2, paper size from 148 x 210 mm to 297 x 432 mm can be handled. *4: When the optional Multi Sheet Inserter for Banner Print is directly connected to the main unit. Duplex Automatic Print supports paper size up to 330 x 660 mm. *5: Banner Printing 52 to 220 gsm. *6: 90 gsm paper. *7: Multi Sheet Inserter for Banner Print is included. *8: 100 sheets for paper longer than 864 mm (90 gsm). *9: Offset Catch Tray. *10: Includes main unit and Large Size UI panel. Excludes output tray and external print server. With Multi Sheet Inserter for Banner Print closed.

| Copy Function | | |
|-------------------------------|---|---|
| Model | Revoria Press SC180 | Revoria Press SC170 |
| Scan Resolution | 600 x 600 dpi | |
| Printing Resolution | 2,400 x 2,400 dpi (Text-Photo / Photo) 600 x 600 dpi (Text / Map) | |
| Paper Size* | Standard size: Max A3, Min A6 Custom size: 98 x 148 mm to 330 x 488 mm | |
| First Copy Output Time | B/W: 5.2 sec (A4 / Monochrome Priority Mode) Color: 9.0 sec (A4 / Color priority mode) | B/W: 5.3 sec (A4 / Monochrome Priority Mode) Color: 9.1 sec (A4 / Color priority mode) |

*: Image loss width: Lead edge 4.0 mm, Trail edge 2.0 mm, Front 2.0 mm, Read 2.0 mm

| Scan Function | |
|------------------------|---|
| Type | Color scanner |
| Scan Resolution | 600 x 600 dpi, 400 x 400 dpi, 300 x 300 dpi, 200 x 200 dpi |
| Scan Speed | B/W: 135 ppm, Color: 135 ppm (1 pass, 2 sided scanning: B/W: 270 ppm, Color: 270 ppm) Standard Document A4, 200 dpi to Folder |
| Scanning Method | Store to folder (TWAIN Interface support), Scan to PC, Scan to email |

| Duplex Automatic Document Feeder | | |
|-------------------------------------|------------------------------|---|
| Model | Revoria Press SC180 | Revoria Press SC170 |
| Original Size / Paper Weight | Max: A3, 11 x 17", Min: A6*1 | |
| Capacity*2 | 250 sheets | |
| Scan Speed*3 | Copy (A4 Simplex) | B/W: 80 ppm Color: 80 ppm |
| | Scan | B/W: 135 ppm, Color: 135 ppm (1 pass, 2 sided scanning: B/W: 270 ppm, Color: 270 ppm) Standard Document A4, 200 dpi to Folder |

*1: The minimum custom size is 84.0 x 139.7 mm. *2: 80 gsm paper. *3: The scanning speed varies depending on the documents.



Adobe PostScript

Adobe PDF Print Engine

Notes:

- To comply with paper weight specifications, it is recommended to use our recommended paper. Document may not be printed correctly depending on usage conditions.
- Functional spare parts will be available for at least 7 years after the product is no longer manufactured.

The available model varies depending on the country/region. Please ask the sales representatives for details. The product specifications, appearance and other details in this brochure are subject to change without notice for improvements.

Reproduction Prohibitions Please note that reproduction of the following is prohibited by law: •Domestic and foreign currencies, government-issued securities, and national bonds and local bond certificates. •Unused postage stamps, post cards, etc. •Certificate stamps stipulated by law. •Reproducing works forming the subject matter of copyright (literary works, musical works, paintings, engravings, maps, cinematographic works, drawings, photographic works, etc.) is not permitted unless the reproduction is for the purpose of personal use, family use or other similar uses within a limited circle.

Trademarks •FUJIFILM and FUJIFILM logo are registered trademarks or trademarks of FUJIFILM Corporation. •Revoria, Revoria logo, Revoria Press and Revoria Flow are registered trademarks or trademarks of FUJIFILM Business Innovation Corp. •macOS and Bonjour are trademarks of Apple Inc., registered in the U.S. and other countries and regions. •Adobe, Adobe logo, PostScript and PostScript logo, Adobe PDF, Adobe PDF Print Engine are either registered trademarks or trademarks of Adobe in the United States and/or other countries. •Windows, Windows Server and Active Directory are registered trademarks of Microsoft Corporation. •Firy and the Firy logo are trademarks or registered trademarks of Firy, LLC and/or its wholly owned subsidiaries in the U.S. and/or certain other countries. All rights reserved. •All product names and company names mentioned in this brochure are trademarks or registered trademarks of their respective companies.




For Your Safety

Before using the product, read the Instruction Manual carefully for proper use. Use the product with the power source and voltage specified. Be sure to establish ground connection. Otherwise, electronic shock may result in the case of a failure or short circuit.



Find more information at:
print-us.fujifilm.com



Fujifilm Graphic Systems



@WatchFujifilm



@FujifilmGS